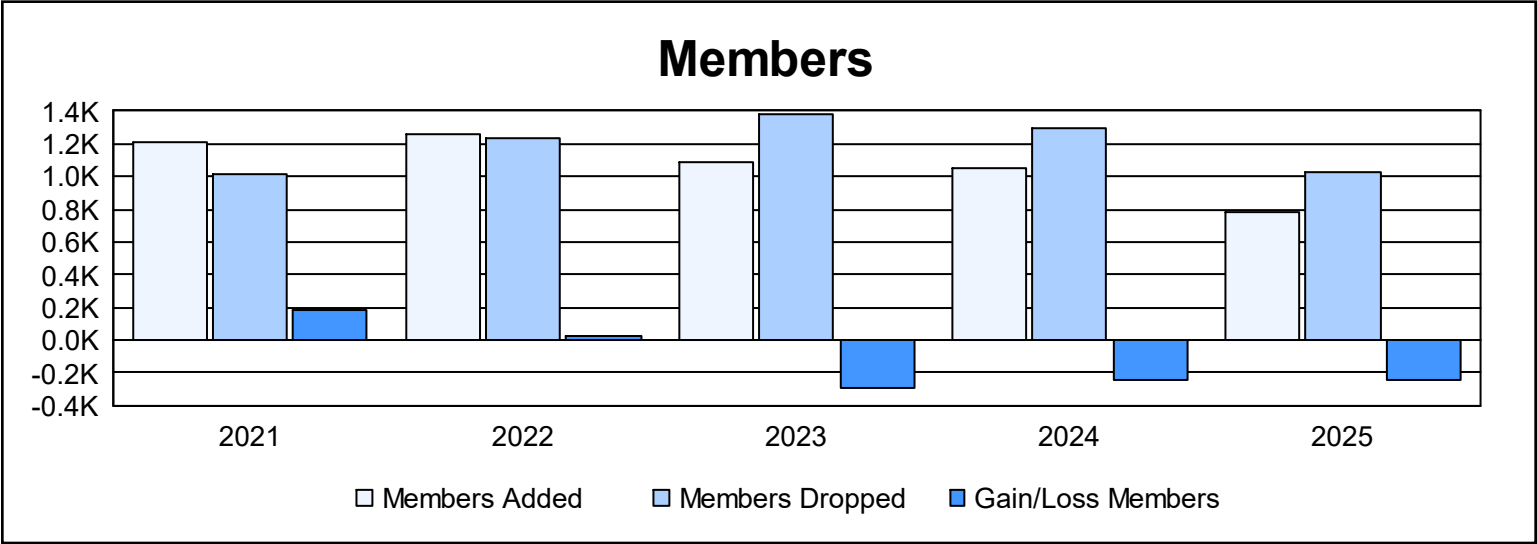
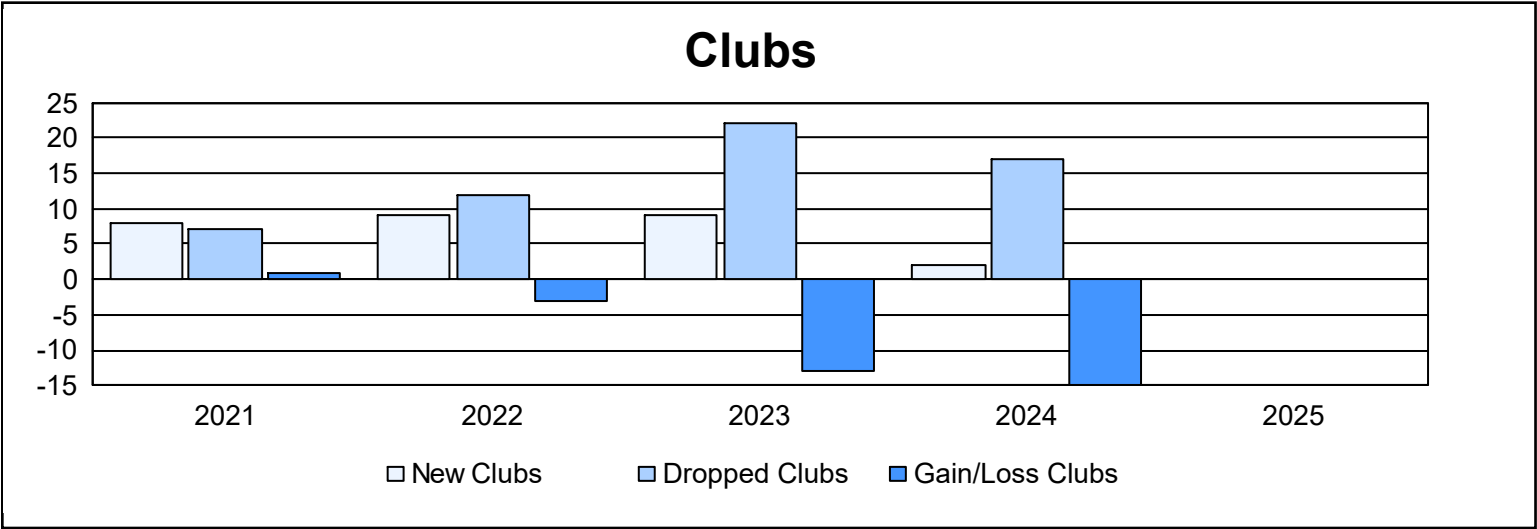
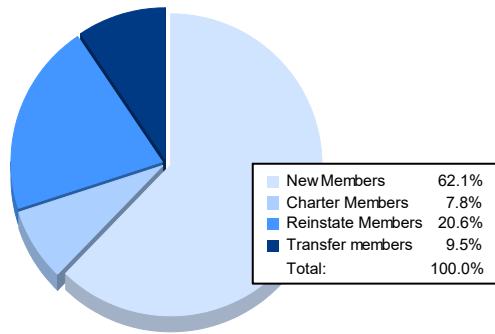


Year	New Clubs	Dropped Clubs	Gain/ Loss Clubs	New Members	Charter Members	Reinstate Members	Transfer Members	Total Member Added	Total Members Dropped	Gain/ Loss Members
2020-2021	8	7	1	824	221	76	83	1,204	1,020	184
2021-2022	9	12	-3	839	262	104	58	1,263	1,232	31
2022-2023	9	22	-13	703	223	81	83	1,090	1,377	-287
2023-2024	2	17	-15	657	120	139	136	1,052	1,297	-245
2024-2025				485	61	161	74	781	1,028	-247
Average	7	15	-8	702	177	112	87	1,078	1,191	-113



Membership Composition June 2025 Cumulative



Gender Composition June 2025 Cumulative

